

LOG IN TO YOUR EXSISITING BOOKSTORE WEBSITE PROFILE

Or CREATE A PROFILE



[Login](#) [Shopping Cart](#)



[Home](#) [Textbooks](#) [Supplies/Study Materials](#) [Apparel](#) [Accessories](#) [Locations](#) [Shipping Information](#) [Help](#)

Login



Returning Customer

Email *

Password *

[Forgot password?](#)

Login

Create Account

**CREATE PROFILE FOR BROWSING
AND SHOPPING**



Please check your shipping and billing addresses to ensure proper shipping/billing.

A TVCC Bookstore website profile is REQUIRED to pay with Student Financial Aid and/or to activate digital titles. Register Above.

Contact Us:

Office Hours:

Quick Links:

Follow Us:

General Information
100 Cardinal Dr.

Monday-Friday
8:00-4:30

Home
Textbooks



SELECT Activate & Access eBooks



[Login](#) [Shopping Cart](#)

[Home](#) [Textbooks](#) [Supplies/Study Materials](#) [Apparel](#) [Accessories](#) [Locations](#) [Shipping Information](#) [Help](#)

[Help](#)

Welcome, Paula Lein

- [Update Your Profile](#)
- [Maintain Shipping Address Book](#)
- [Track Orders](#)
- [Activate And Access eBooks](#)
- [View My Buyback Alert List](#)
- [Log Out](#)



Contact Us:

General Information
100 Cardinal Dr.
Athens, Texas 75751
Phone: (903) 675-6223
Email: bookstore@tvcc.edu

Office Hours:

Monday-Friday
8:00-4:30


Summer Hours:

Monday-Thursday
8:00-5:00
Closed Friday

Quick Links:

[Home](#)
[Textbooks](#)
[Textbook Policies](#)
[Apparel](#)
[Gifts and Accessories](#)
[Locations](#)

Follow Us:



***IN-STORE PURCHASE SELECT BLUE TEXT.
CONTINUE TO NEXT STEP.**

*** WEBSITE DIGITAL PURCHASE SELECT
CENGAGE THUMBNAIL. CONTINUE TO
CENGAGE WEBSITE INSTRUCTIONS.**

eBooks






[Click here to activate an in-store purchase.](#)

[Help](#)



Other Digital Titles

<p>Access Content ▾</p> 	<p>Access Content ▾</p> 	<p>Access Content ▾</p> 
--	--	---

IN-STORE PURCHASE ONLY

ENTER CODE OFF YOUR REGISTER RECEIPT



[Login](#) [Shopping Cart](#)



[Home](#) [Textbooks](#) [Supplies/Study Materials](#) [Apparel](#) [Accessories](#) [Locations](#) [Shipping Information](#) [Help](#)

Activate eBooks

[Help](#)

When you made your eBook purchase in the store you received a card with the eBook information. For a VitalSource purchase, if you have a Card Number, enter it. Otherwise, enter the Redemption Code and click Activate.

Card Number

Activate



Contact Us:

General Information
100 Cardinal Dr.
Athens, Texas 75751
Phone: (903) 675-6223
Email: bookstore@tvcc.edu

Office Hours:

Monday-Friday
8:00-4:30


Summer Hours:

Monday-Thursday
8:00-5:00
Closed Friday

Quick Links:

[Home](#)
[Textbooks](#)
[Textbook Policies](#)
[Apparel](#)
[Gifts and Accessories](#)
[Locations](#)

Follow Us:



CODE IS NOW REDEEMED. YOU WILL NO LONGER NEED THIS CODE



Login Shopping Cart



Home Textbooks Supplies/Study Materials Apparel Accessories Locations Shipping Information Help

Code has been redeemed



Activate eBooks

[Help](#)

When you made your eBook purchase in the store you received a card with the eBook information. For a VitalSource purchase, if you have a Card Number, enter it. Otherwise, enter the Redemption Code and click Activate.

Card Number MV9GJF: [Activate](#)

Contact Us:

General Information
100 Cardinal Dr.
Athens, Texas 75751
Phone: (903) 675-6223
Email: bookstore@tvcc.edu

Office Hours:

Monday-Friday
8:00-4:30


Summer Hours:

Monday-Thursday
8:00-5:00
Closed Friday

Quick Links:

Home
Textbooks
Textbook Policies
Apparel
Gifts and Accessories
Locations


Follow Us:




**YOU HAVE NOW ARRIVED AT CENGAGE'S WEBSITE.
CLICK 'INSTRUCTIONS' IN SMALL WINDOW**




< Back

 Cengage Unlimited subscription, 12 months (Multi-term), 1st Edition
Cengage Unlimited

The Table of Contents is unavailable for this book



Need more than one Cengage eTextbook or online learning platform?

 Includes Access Code ✕

Follow the [instructions](#) to access your materials.

Don't show this again

CLICK TO REVEAL ACCESS CODE

The screenshot shows a mobile application interface for a Cengage Unlimited subscription. The background is a dark blue gradient with the text "More than one Textbook learning platform?". On the left, there is a sidebar with a menu icon and a book cover for "Cengage Unlimited subscription, 12 months (Multi-term), 1st Edition". Below the book cover, it says "The Table of Contents is unavailable for this book". A modal dialog is open in the center, titled "Cengage Unlimited subscription, 12 months (Multi-term), 1st Edition". The dialog contains the following text:

1. Confirm you have the correct item for your course (VBID: **9780357700013**).
2. Reveal and copy the access code.
3. Visit the publisher or third party website to redeem your access code and start using your materials.*

Below the list, there is an information icon and the text: "Some items cannot be returned once the code is revealed. [Review Return Policy](#)". There are two buttons: a blue "Reveal Access Code" button and a white "Go to Website" button. A red arrow points to the "Reveal Access Code" button. At the bottom of the dialog, there is a footnote: "* A Course Key may also be required, this may be found on a receipt or obtained from an instructor."


COPY CODE
GO TO WEBSITE

The screenshot shows a mobile application interface for a Cengage Unlimited subscription. On the left, a sidebar lists the subscription details: "Cengage Unlimited subscription, 12 months (Multi-term), 1st Edition" and "Cengage Unlimited". The main content area displays a message: "The Table of Contents is unavailable for this book". A modal dialog is open in the center, titled "Cengage Unlimited subscription, 12 months (Multi-term), 1st Edition". The dialog contains the following text and elements:

- Step 1: "Confirm you have the correct item for your course (VBID: 9780357700013)." and Step 2: "Reveal and copy the access code."
- A warning box: "Some items cannot be returned once the code is revealed. [Review Return Policy](#)"
- An "Access Code" field containing "P3VSP83P5CNP31" and a blue "Copy" button.
- Step 3: "Visit the publisher or third party website to redeem your access code and start using your materials.*"
- A blue "Go to Website" button.
- Footnote: "*A Course Key may also be required, this may be found on a receipt or obtained from an instructor."

Two red arrows point to the "Copy" button and the "Go to Website" button, highlighting the actions described in the text above.

CREATE A CENGAGE ACCOUNT



Sign in

Email or Username

Password

SIGN IN

Need help signing in?

New to Cengage? [Create Account](#)



ENTER ACTIVATION CODE SENT TO YOUR EMAIL



Email sent!

An account activation email has been sent to the email address associated with paula.lein@tvcc.edu. Use the account activation link or enter the activation code included in the email.

If you need help activating your account, contact [Support Services](#).

Activation code



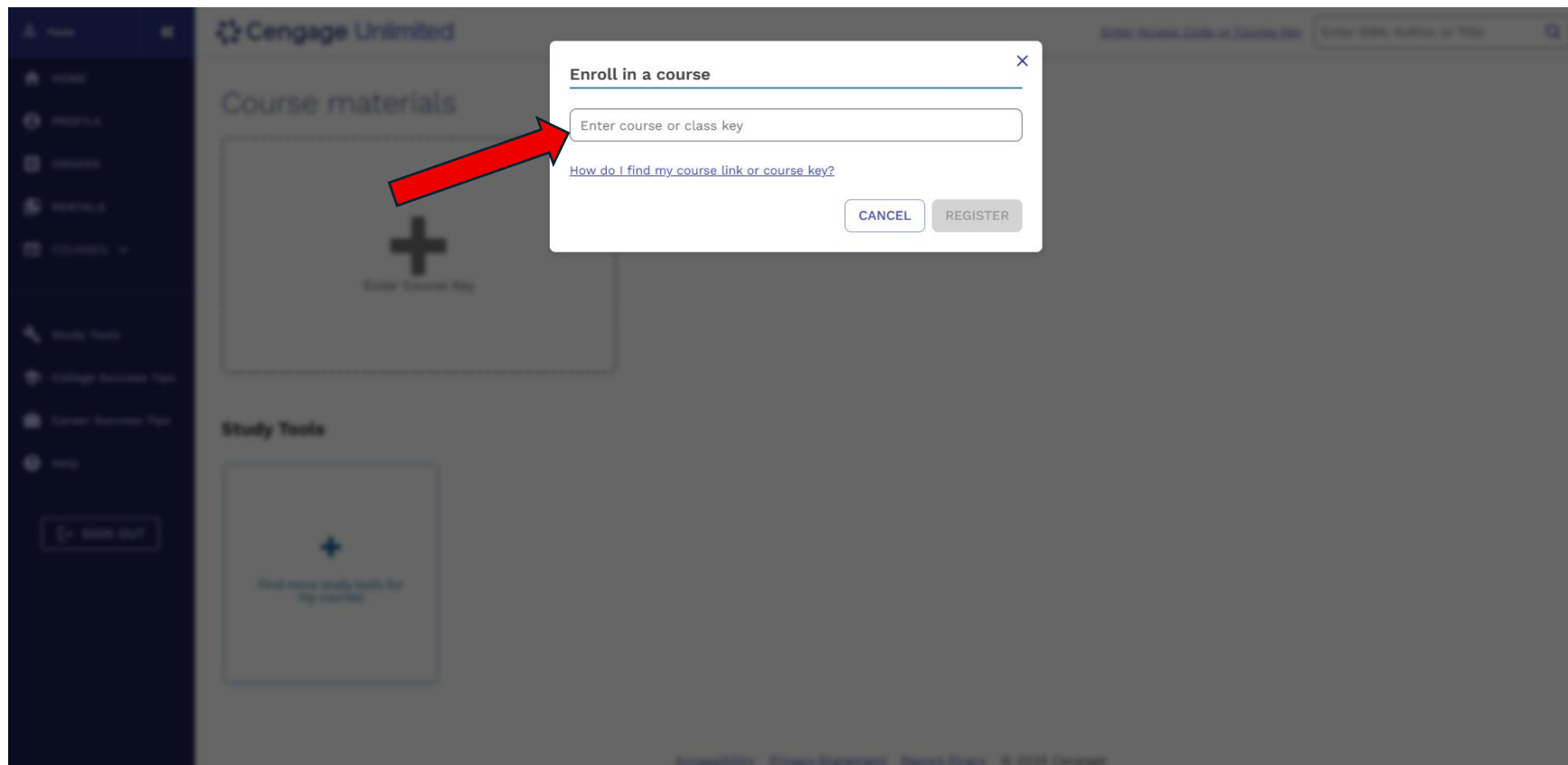
Returning user? [Sign in](#)

ENTER CODE YOU COPIED

The screenshot displays the Cengage user interface. On the left is a dark blue sidebar with navigation options: HOME, PROFILE, ORDERS, RENTALS, COURSES (with a dropdown arrow), Study Tools, College Success Tips, Career Success Tips, and Help. At the bottom of the sidebar is a 'SIGN OUT' button. The main header area includes the Cengage logo, the user name 'Paula', and a search bar. The search bar contains the text 'Enter Access Code or Course Key' and the code 'P3VSP83P5CNP31'. A red arrow points to the search bar. Below the header, the page is divided into two sections: 'Course materials' and 'Study Tools'. The 'Course materials' section features a large dashed box with a plus sign and the text 'Enter Course Key'. The 'Study Tools' section features a smaller dashed box with a plus sign and the text 'Find more study tools for my courses'.

ENTER COURSE KEY OR CLASS KEY
PROVIDED BY YOUR INSTRUCTOR.

See next step on how to locate this information





Course materials



Enter Course Key

Study Tools



Find more study tools for my courses

Access Codes, Course Keys and Course Links



If your school uses a Learning Management System like Canvas, Blackboard, Brightspace or Moodle, you can access your Cengage course there by clicking an assignment or eBook link.

Access Code

Access codes can be purchased with Cengage textbooks or separately online or at a bookstore. If you have an access code, you have already paid for access to your course or product.

Course Key

Course keys are provided by your instructor. They are strings of numbers and letters that identify a specific course. Your course key will look like one of these examples:

- MTP1X111X1X1
- E-Y11XX11XX1X1X
- MYSCHOOL 1234 5678

Course Link

Course links are URLs provided by your instructor that go directly to your course. Your instructor might provide it in class or on your syllabus.

CLOSE

YOUR COURSE MATERIALS WILL NOW BE
VISIBLE

Paula

HOME

PROFILE

ORDERS

RENTALS

COURSES

Study Tools

College Success Tips

Career Success Tips

Help

SIGN OUT

Cengage Unlimited

Enter Access Code or Course Key

Enter ISBN, Author, or Title



Course materials

+

Enter Course Key

Study Tools

+

Find more study tools for my courses